

# The Bulldog Bark



Advisor: Ms. Dunham  
Principal: Mr. Hauser

Your Middle School News Unleashed!

Winter 2022-2023

## Local Lights to Visit During the *Holiday Season*



By Rylee Penick  
Team 7 Barker

Are you looking for some fun, local, holiday fun? Look no further than this list!

### Peepsfest

Located in Bethlehem at the SteelStacks campus, Peepsfest has live music, activities, a Fun Run, and a Peeps drop. Tickets cost \$5 per person, and festivities are placed outside. It takes place on December 30 and December 31, 2022, 3:00 PM - 6:00 PM. The chick drop is at 5:30 and will have fireworks afterward.

### Lights at the Lake

Lights at the Lake are open on Fridays, Saturdays,



See Page 2, Local Places

BuzzFeed

QUIZ

“Which Weird Candy Cane Flavor Are You?”

&

“Which Christmas Cookie Are You?”





## Local Lights, Continued



and Sundays. Their hours are 6 PM - 9 PM on 12/16, 12/17, and 12/23 and 5 PM - 9 PM on 12/18. At Lights at the Lake, you will see lots of Christmas lights and different pictures made from lights. The price is \$25.00 per car, and you drive through the trail and see all of the lights along the way. It is located at Mauch Chunk Lake Park in Jim Thorpe.

Lehigh Valley Mall Pictures with Santa.

Santa is at the Lehigh Valley Mall up until Christmas Eve. He is available for pictures 11 AM - 7 PM on 12/17, 12/19, 12/20, 12/21, 12/22, 12/23, 12 PM - 6 PM on

12/18, and 10 AM - 4 PM on 12/24.

### Lights in the Parkway

November 25 to December 31, 2022 hours are 5:30 PM - 10:00 PM, excluding Christmas Day. This attraction costs about \$16 per car. It is located in Allentown, PA. There are lots of lights

and displays, some of them based on movies.

### Koziars Christmas Village

Open every day until January 1, 2023, except for potential closings due to weather, Koziars Christmas Village is located in Bernville, PA. Pricing for ages 0-3 is free, 4-10 is \$10, 11-64 is \$12, and 65+ is \$11. They are open on Holidays too. Friday, Saturday, and Sunday plus Christmas week are Prime Nights where ticket prices are raised by \$5. Monday through Friday hours is 6 PM - 9 PM. Saturday hours are 5 - 10 PM and Sundays are 5 - 9 PM. Koziars is an extraordinary holiday destination with over a million lights, and lots of standing decorations and buildings on display to walk around and see.





# The Christkindlmarkt Experience

By Madilynn Husack

*Team 8 Barker*

Christkindlmarkt has always been a tradition with my family. We go every year to see the different stands and spend time together. It can be overcrowded sometimes, but once you get out of the main tent, the crowds are usually more spread out. There is something for everybody to see or do. It is great if you are looking for last minute Christmas gifts or just to have a fun day with the family. Even if you have younger kids, there is a Santa and a Crayola coloring station in the tent next to the main one.



One of my favorite stands is the toffee stand that is the first stall on the right. The separate part in the back of the main tent always has some cool trinkets in it, but just a warning, I recommend to not stay in it too long because it can get quite crowded. The tent in the back also has some really cool stalls like the Russian Santas, nesting dolls, and glass blowing. There are a few photographers that are sprinkled throughout the festival that I would suggest looking at because their work is beautiful. There is also an author, Nico-line Evans, who I highly recommend her books. She has something for everyone<sup>2</sup>, and her books really keep the reader engaged.

This year they just added an ice skating rink. Personally I did not see it or go on it, so I can't say much about it, but it is good to see that they are still

expanding and trying to make the festival as festive as possible. From all the different stands to see and plenty of places to get food, you can be sure that you will have a wonderful time at Christkindlmarkt in the heart of Bethlehem.





## Different Religious Holidays in the Month of December

By Mackenzie Kuhns

*Team 7 Barker*

Most people know about or have at least heard of Christmas, Saint Nicholas Day, Hanukkah, and Kwanzaa but there are many more!

If you don't know, Christmas was originally a Christian holiday that celebrates the birth of Christ. Nowadays, most of America has picked up on this holiday. Christians may also celebrate Saint Nicholas Day, Posadas Navidenas, Holy Innocents Day, and Watch Night. Which range from Santa Clause's birthday to a night when Christians thank God for the safety and well-being they received throughout the year. The one you may be wondering about, Posadas Navidenas or The Christmas Inns, celebrates Mary and Joseph's search for shelter. This specific holiday lasts a total of 9 days from December 16-25.

Besides the Christians, the Catholics generally celebrate Immaculate Conception, the Feast Day of Our Lady of Guadalupe, and The Feast of the Holy Family. (Guadalupe is an island just off of one of Mexico's peninsulas.)

Other unique holidays include Rohatsu which is a Buddhist holiday where people celebrate the Buddha's decision to sit under the Bodhi tree until he receives eternal enlightenment. This is much like how Christians celebrate Christmas.

There are many more religious holidays that happen during December and these are just a few. Hopefully, this has opened your eyes towards other holidays that aren't the "traditional" Christmas!





# Christmas Tree Traditions


## Not What You May Expect!

By Norah Lipsky

*Team 7 Barker*

There are so many types, colors, shapes, sizes and ways to decorate Christmas trees. Some people even decorate their Christmas trees with fake popcorn! Depending on different traditions, all trees vary. So, why do we decorate Christmas trees? Well, ancient people believed that evergreen trees would keep away witches, evil spirits, and illnesses. In Europe, people leave their trees wrapped up in the parking lot until December 25, then decorate them in secret.

In China, they decorate their houses with posters and bright paper chains, then put up a Christmas tree called "The Tree of Light." They also use lanterns, and flowers. In Ukraine, they usually decorate their trees with spiders and spider webs because they represent good luck. And other people just put their trees on their wall. Some trees may look different from yours, but that's what makes them unique!



# Winter Weather Predictions

By Madilynn Husack  
Team 8 Barker



A survey was sent out to the NLMS students to vote on what they thought would happen this winter weather season. Here are the results:

## How many snow days/virtual days are you predicting will happen this school year?

Most people, or 36%, chose four days.

## How much snow, in all, do you think we will get this winter?

The average of how much snow we will get is 21in.

## Will we have a white Christmas?

61% of people said we would have a white Christmas.

## Will we get any hail or sleet?

83% said yes.

## What will be the last month that we will get snow?

With 34%, most people think that March will be the last month with a snow storm.

**What will be the coldest it will get this winter?** The average of the coldest temperature was 3 degrees Fahrenheit.



## What will the first snowfall's snow type be?

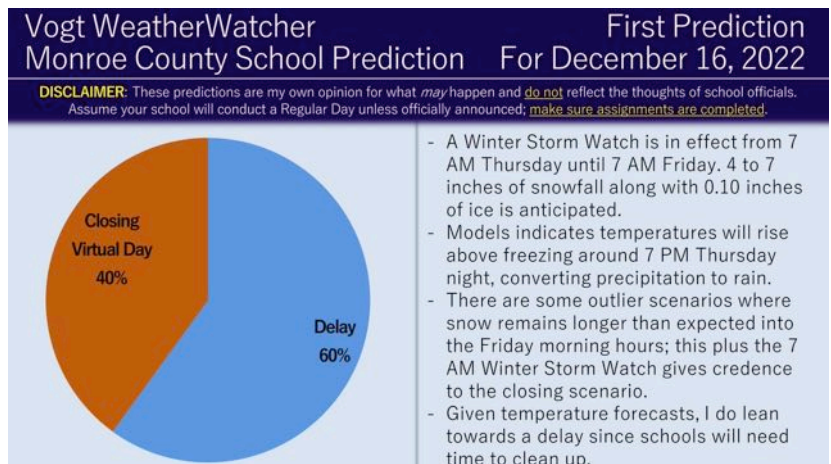
About 34% of people thought that slushy would be the snow type for the first snow storm.

## Will we have a lot of ice this holiday season?

The was almost a draw being 57.4% saying yes and 42.6% saying no.

From Ms. Dunham: If you ever want some insight as to the probability of a “snow day” or any other weather alert, I suggest [Vogt WeatherWatcher](#) and [Lehigh Valley Weather Authority](#) for a heads up. In addition, I look at hourly weather on [Weather.com](#) for Slatington to confirm my own hypothesis.

However, these are only predictions, so be sure to wait to hear from our superintendent for the actual determination of a day off.



From all of the members of the *Bulldog Bark*, we hope you have a wonderful and safe holiday season and winter break this year!



# LCTI Threats Trending

By Rylee Penick  
Team 7 Barker

LCTI is a technical school located in Schnecksville, Pennsylvania. Lately, they have been having problems with bomb threats. The first threat before many occurred on November 11, 2022. Although, there was a threat in the previous month on the 28th.

It starts with one and continues with more. It seems it has become a trend throughout the school. Other schools have declared similar issues with threats within the Allentown School District. Students have reported these bomb threats through Say2Say, something many local schools use.

Multiple students made apprise about the threat made using Safe2Say. Once reports appeared, the school evacuated the students, and the police inves-

tigated. The threats affected the school's schedule for almost a week. Once searched and nothing found, we have the conclusion of kids cypocattng everyone else, thinking it was cool to get off from school. Our students here at Northern Lehigh did not go to their classes at LCTI on the days of the threats. Buses were not at the school at the end of the day, so there was no activity bus available for students who needed a ride home after clubs. All because of kids being immature, the school was put on multiple lockdowns and closed several times.



# BuzzFeed NEWS

Written and Created  
By Mackenzie Kuhns  
&  
Andi Szwast  
Team 7 and 8 Barkers



**“Which Weird Candy Cane Flavor Are You?”**

**&**

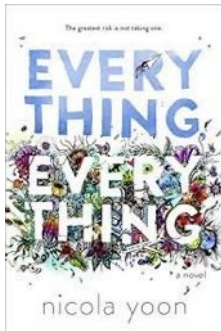
**“Which Christmas Cookie Are You?”**



# Book Reviews



Written and Created By Mackenzie  
Kuhns &  
Madilynn Husack  
Team 7 and 8 Barkers





**Romance (12+)**  
**Everything, Everything**

A very fast moving romance novel with abrupt twists and turns! This book is easy to read and has a few pictures. Overall just unique and breathtaking!

**Mythology (13+)**  
**The Song of Achilles**

A beautiful and unique twist on the classic story of Achilles. It is such a mystifying novel that you won't ever put it down! There is truly no other book quite like this one!




**"Easy Read"**  
**(10+)**

**Wings of Fire**

A finished series of easy to read Scholastic novels that offer loads of different characters! The books even have aspects such as royalty and a little bit of drama!

**Fantasy (8+)**  
**The Land of Stories**

An exciting, mythical adventure! Filled with fairytale creatures and characters. There are 5 other books in this series and each one of them offer different twists and of course a satisfying ending!




**Fiction (13+)**

**Every Last Word**

A very heartfelt tale that perfectly depicts the struggles of having and overcoming a disorder like OCD. This novel makes you see things differently and think of new possibilities!

**Young Adult (14+)**  
**They Both Die at the End**

A captivating and unpredictable book that you won't be able to put down! It is a truly unique book that now has a brand new prequel! Warning: Prepare the tissues!





# Book Reviews & Opinions



OPINION

**One of Us is Lying**  
by Karen M. McManus  
Age: 14 and up

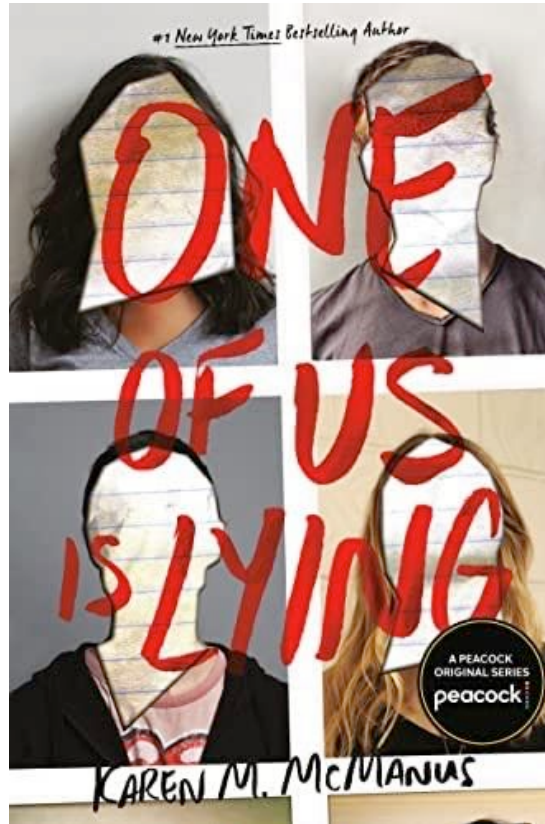
## Summary:

When five high school students walked into detention, none of them knew that only four would walk out alive. Now the four remaining, Brownyn, Addy, Nate, and Cooper, try to figure out who murdered Simon while trying to get through high school alive. Fingers get pointed, lies are told, and secrets are uncovered in this thrilling mystery of who killed Simon Kelleher.

## Opinion:

*I would rate this book a 4/5 because in any book that shows multiple perspectives you will get a favorite and the other will get boring. Besides that fact it was a good read and I would recommend it to anyone who likes mystery. Trying to figure out who killed Simon was a fun journey throughout the book. The book is in a duology that is as good as the first. With it having another book it also has a TV series on Peacock. Overall,*

*I thought it was a good book.*



this mystery throughout the 88 years of this book being published. Are you up for the challenge?


## Opinion:

*I personally have not read through the whole book; I only really read the first ten pages, but from those ten pages, I was royally confused. The book itself has a good idea and the whole idea behind it was that when it was printed and bound the pages got mixed up and it got turned into a sort of challenge. If you get bored this holiday break, I would recommend breaking out your detective skills and trying to figure out Cain's Jawbone.*

**Cain's Jawbone** by  
Torquemada

## Summary:

Cain's Jawbone is a literature challenge where all the pages are in a random order and the reader needs to figure out the correct order the pages go in. There are a hundred pages you need to sort through, six murderers, and six victims all matching to a different murder. Only about four people have been able to solve





# Book Reviews & Opinions



OPINION

## List of Ten by Halli Gomez

Age:14 and up  
TW: Talk of Suicide/Suicide

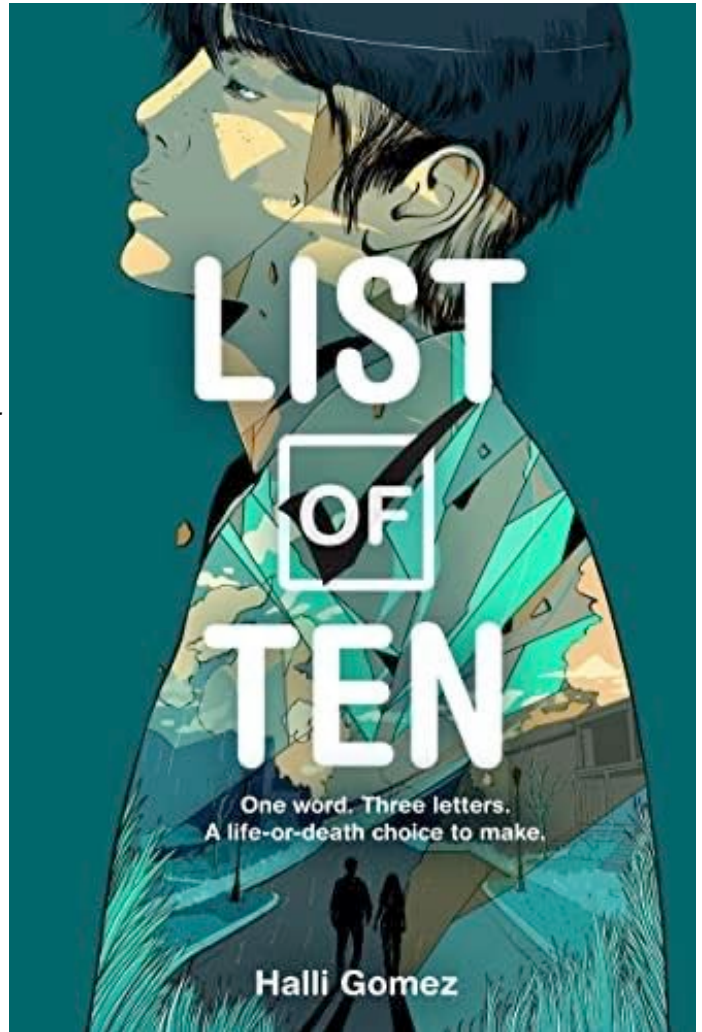
### Summary:

A boy addicted to the number ten. Having Tourette's Syndrome and OCD can make this number control your life and that is exactly what is happening to Troy Hayes. Having enough with the daily humiliation, loneliness, and physical pain he endures, Troy writes a list of ten things to do before he takes his own life. As he works his way through the days, he uncovers some people that can help him through his struggles. Will they be enough to break his addiction to the number ten, or will he take his life to end the pain?

### Opinion:

*I loved this book; however, I do still have to rate it 4.5/5 simply because it had some really boring parts that just weren't*

*enjoyable to read. I do still think this is a great read, and it is one of my favorite books I read this year. The author sugarcoats nothing which makes the book so more enlightening that some people have to go through it. If you are squeamish towards this type of stuff, I recommend not reading but if you would like to take the deep dive go for it.*



## SHATTER THE SILENCE

Suicide: the secret you shouldn't keep

If your friend tells you they are having thoughts of suicide...

### WHAT TO DO

- Be honest and express your concern
- Listen and offer support
- Take them seriously
- Offer to accompany them to seek help

### WHAT NOT TO DO

- Think it will go away
- Keep it a secret
- Think nothing can be done
- Think you can fix it all by yourself

### WARNING SIGNS

- Talking, thinking or writing about suicide
- Talking about feeling worthless or hopeless
- Losing interest in activities
- Using or increasing use of drugs or alcohol
- Any changes from typical behavior

TALKING through feelings with your friends and trusted adults can help you realize the need for HELP. By showing CONCERN and SUPPORT, you can ENCOURAGE your friend to talk to their parents or another trusted adult about getting help.

### WHERE TO GO FOR HELP OR INFORMATION

- Go to the nearest emergency room
- Call the National Suicide Prevention Lifeline at 1.800.273.TALK (8255)
- Call the Department of Mental Health at 1.877.210.8513
- Call 911
- Visit [www.dmh.ms.gov](http://www.dmh.ms.gov)





### Christmas Sugar Cookies with Easy Icing

Yield: 24 3-inch cookies and 1.5 cups icing

#### COOKIES

2 and 1/4 cups (281g) all-purpose flour (spoon and leveled)  
 1/2 teaspoon baking powder  
 1/4 teaspoon salt  
 3/4 cup (170g) unsalted butter, slightly softened to room temperature  
 3/4 cup (150g) granulated sugar  
 1 large egg\*  
 2 teaspoons pure vanilla extract  
 1/2 teaspoon almond extract (optional, but makes the flavor outstanding)

#### EASY ICING

3 cups (360g) confectioners' sugar  
 1/2 teaspoon pure vanilla extract (omit and replace with water for stark white icing)  
 2 teaspoons light corn syrup\*

4.5–5 Tablespoons (67–75ml) room temperature water  
 pinch salt\*  
 optional: gel food coloring & sprinkles for decorating

1. Make sure you have allotted enough time (and enough counter space!) to make these cookies. The cookie dough needs to chill, the cookies need to cool completely, and the icing needs 24 hours to completely set. If enjoying right away and hardened icing isn't a concern, you'll only need about 3–4 hours to make these.

2. Make the cookie dough: Whisk the flour, baking powder, and salt together in a medium bowl. Set aside.

3. In a large bowl using a hand mixer or a stand mixer fitted with a paddle attachment, beat the butter and sugar together on high speed until completely smooth and creamy, about 2 minutes.

4. Add the egg, vanilla, and almond extract (if using), and beat on high speed until combined, about 1 minute. Scrape down the sides and up the bottom of the bowl and beat again as needed to combine.

5. Add the dry ingredients to the wet ingredients and mix on low until combined. Dough will be relatively soft. If the dough seems too soft and sticky for rolling, add 1 more Tablespoon of flour.

6. Divide the dough into 2 equal parts. Place each portion onto a piece of lightly floured parchment paper or a lightly floured silicone baking mat. With a lightly floured rolling pin, roll the dough out to about 1/4-inch thickness. Use more flour if the dough seems too sticky. The rolled-out dough can be any shape, as long as it is evenly





1/4-inch thick.

7. Lightly dust one of the rolled-out doughs with flour. Place a piece of parchment on top. (This prevents sticking.) Place the second rolled-out dough on top. Cover with plastic wrap or aluminum foil, then refrigerate for at least 1–2 hours and up to 2 days.

8. Once chilled, preheat oven to 350°F (177°C). Line 2–3 large baking sheets with parchment paper or silicone baking mats. Carefully remove the top dough piece from the refrigerator. If it's sticking to the bottom, run your hand under it to help remove it. Using a cookie cutter, cut the dough into shapes. Re-roll the remaining dough and continue cutting until all is used. Repeat with second piece of dough. (Note: It doesn't seem like a lot of dough, but you get a lot of cookies from the dough scraps you re-roll.)

9. Arrange cookies on baking sheets about 3 inches apart. Bake for 11–12 minutes or until lightly browned around the edges. If your oven has hot spots, rotate the baking sheet halfway through bake time. Allow cookies to cool on the baking sheet for 5 minutes, then transfer to a wire rack to cool completely before decorating. No need to cover the cookies as they cool.

10. Make the icing: Using a fork, stir the confectioners' sugar, vanilla, corn syrup, and 4.5 Tablespoons (67ml) of water together in a medium bowl. It will be very thick and almost impossible to stir. Switch to a whisk and whisk in 1/2 Tablespoon (8ml) more of water. If you lift the whisk and let the icing drizzle back into the bowl, the ribbon of icing will hold shape for a few seconds before melting back into the icing. That is when you know it's the right consistency and is ready to use. If it's too thick (sometimes it is), whisk in another 1/2 Tablespoon (8ml) of water or a little more until you reach the proper consistency.

If you're tinting the icing another color, stir in the food coloring. You can pour some icing into different bowls if using multiple colors. When tinting icing, use only 1–2 drops at first, stir it in, then add more as needed to reach your desired color. Remember, color darkens as icing dries.

11. Decorate the cookies: You can dip the cookies into the icing or use squeeze bottles or piping bags fitted with piping tips (I usually use Wilton Piping Tip #4). Decorate your cookies as desired. If using the squeeze bottles or piping

tips, I usually outline cookies with icing first, then fill in the middle. If adding sprinkles on top of the icing, add them right after applying icing on your cookie.



12. Let icing dry/set: Feel free to enjoy cookies before icing completely dries. Icing dries in 24 hours. No need to cover the decorated cookies as you wait for the icing to set. If it's helpful, decorate the cookies directly on a baking sheet so you can place the entire baking sheet in the refrigerator to help slightly speed up the icing setting. Once the icing has dried, these cookies are great for gifting or for sending.

Cover and store decorated cookies for up to 5 days at room temperature or up to 10 days in the refrigerator.





# doghouse fiction



## CHRISTMAS EVE TALES

Adalynn Ressler and Rylee Penick

*Team 7 Barkers*

The day was Christmas Eve, and the time was nine o'clock. I could see the little kids climbing upstairs to get their pajamas on. Two minutes later, I could hear their little footsteps on the stairs. They walked into the kitchen, grabbed a glass, and poured milk into it. They reached up on the counter and grabbed two cookies to put on a plate. Carrying the plate and cup to the living room with giant smiles on their faces, the little girl around the age of six says, "I hope I get the dollhouse I wanted; I was a good kid and didn't get into a lot of trouble. Maybe we should stay awake and see if we can catch Santa leaving presents." Her three-year-old brother shook his head no. He didn't believe in Santa. He had a feeling it was just his parents playing tricks on them. How he thought this at such a young age was a mystery to me. I'm their elf; my name is Snow. (The little girl's a princess fan.) The kids brushed their teeth and got ready for bed. They agreed to sleep in the living room, although Jeffery, the three-year-old, didn't want to; he didn't

want to leave his older sister, Sarah, alone. They fell asleep quickly, and time passed slowly. While I waited for Santa, their

make a dollhouse for Sarah. He brought his finger to his mouth, telling me to be quiet. I looked behind me and saw Jeffery mov-

ing around. He had woken up. Santa knew it was too late to leave. He went over and coaxed little Jeffery back into a deep slumber. "That was a close one," Santa said. Santa put presents under the tree. I saw a



cat came out of its hiding spot. That cat was evil; I am happy to be rid of it for a year. Every time I went to find a new hiding spot in the morning, it would try to jump at me and eat me. Scary. I watched the cat linger around, looking lonely. She meowed at me. If I could move my face, I would have a disgusted look. When Santa came, I unfroze. I gave him the daily report and asked him if he had the elves

large box and knew Sarah had gotten the gift she wanted. Santa and I went up to the roof. He climbed into his sled and said the famous words for the reindeer to take off. As the sleigh flew away, Santa called, "Happy Holidays to all children on the globe. Good Night."



# BULLDOG HAPPENINGS!



## Pumpkin Rollin'

Foreign Language Club students learned to make homemade dumplings (potstickers) this month for their Japanese unit!




The National Junior Honor Society made over 300 pumpkin rolls in just two days to help raise funds to donate to many charities and causes. This year, NJHS earned over \$2,000 to donate.

よくやった  
"Great Job!"





# UGLY SWEATERS!






# BULLDOG ART!





# BULLDOG COMIC!



Written and Created by  
Norah Lipsky  
Team 7 Barker





# Letter from the Advisor

Happy Holidays! I hope you get to relax with your loved ones and relish in some fun and tradition. It is truly not only the season for rejoicing, but it also a season for reflection. We think about the year past and the year to come. John Boswell once said, “Winter, a lingering season, is a time to gather golden moments, embark upon a sentimental journey, and enjoy every idle hour.” During this holiday season and into the winter months, take the time to truly savor the precious moments with family, friends, and take the time for yourself to get caught up on what and who matters to you most.



*The Bulldog Bark* serves to represent students’ voices at Northern Lehigh, so speak up! *The Bulldog Bark* is always looking for more Barkers to add to the pack; even if you would like to contribute to just one issue. This paper serves to represent all of us. If you have any article ideas or are interested in writing at any point, please see me at the TIS office (across from the library) or send me an e-mail: [bdunham@nlsd.org](mailto:bdunham@nlsd.org). Also, if you are a talented artist, I would love for you to feature your artwork! We have plenty of room to show off your skills!

I would like to acknowledge the 2022-2023 *Bulldog Bark* pack for another great edition.

**Madilynn Husack, Mackenzie Kuhns, Norah Lipsky, Rylee Penick, Adalynn Ressler, and Andi Szwast**

Happy Holidays! Enjoy your well-deserved break.

*-Ms. Dunham*